

**LANDFORCE ROTAVATOR, Model: DLRT-8 (Gear Drive)
(Tractor Operated)**



भारत सरकार
GOVT OF INDIA

कृषि एवं किसान कल्याण मन्त्रालय

MINISTRY OF AGRICULTURE & FARMERS WELFARE

कृषि, सहकारिता एवं किसान कल्याण विभाग

DEPARTMENT OF AGRICULTURE, COOPERATION AND FARMERS WELFARE

उत्तर पूर्वी क्षेत्र कृषि यंत्र प्रशिक्षण एवं परीक्षण संस्थान

NORTH EASTERN REGION FARM MACHINERY TRAINING & TESTING INSTITUTE

विश्वनाथ चारिआलि, जिला-शोणितपुर (असम)

BISWANATH CHARIALI :: SONITPUR :: ASSAM, PIN - 784 176

Ph. No. 03715-222094

Website: <http://nerfmtti.nic.in>

Fax No: 03715-230358

E-Mail: fmti-ner@nic.in

1. SCOPE OF TEST

The scope of test was to check and assess the following:

1.1 Laboratory Test:

- Checking of specifications
- Hardness of soil engaging parts (Rotavator blades)
- Chemical analysis of critical components (Rotavator blades)
- Wear analysis of critical components (Rotavator blades)

1.2 Field Test :

- Rate of work
- Quality of work
- Ease of operation, maintenance and adjustments
- Labour requirement
- Defects, Breakdowns & Repairs

2. METHOD OF SELECTION

The implement was directly submitted for test by the applicant at this Institute. Hence, the method of selection is not known.

3. TEST CODE AND PROCEDURE

The following codes were referred for testing of Rotavator.

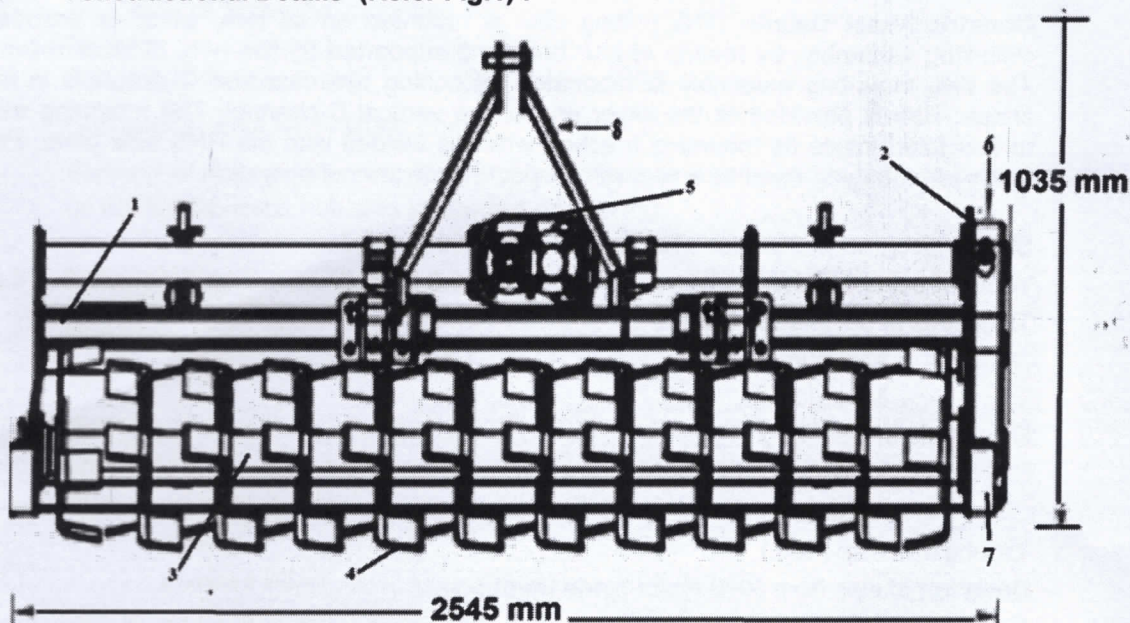
- | | | |
|------|--|---|
| i) | IS: 6690-1981
(Reaffirmed in 2002) | : Specifications of blades for rotavator and power tillers |
| ii) | IS: 4931 – 1995
(Reaffirmed in December 1999) | : Agricultural tractors-Rear Mounted PTO shaft
(Types 1, 2 & 3) |
| iii) | IS: 4468 – 1997 (Part-1)
(Reaffirmed in 2012) | : Agricultural wheeled Tractors- Rear Mounted
three point linkage. |
| iv) | IS: 11531 – 2001 | : Test code for puddler |

4. SPECIFICATION**4.1 General:**

- | | |
|--------------------------------------|---|
| Name and address of the manufacturer | : M/s. Dasmesh Mechanical Works
Nabha-Malerkotla Road, Amargarh,
Dist.: Sangrur (Pb.) - 148022 |
| Name & Address of Applicant | : M/s. Dasmesh Mechanical Works
Nabha-Malerkotla Road, Amargarh,
Dist.: Sangrur (Pb.) - 148022 |
| Make | : LANDFORCE |
| Model | : DLRT-8 |
| Type | : Tractor Mounted |
| Serial Number of machine | : 01151600869 |
| Size of implement (mm) | : 2160 × 410 Φ |
| Year of manufacture | : 2015-16 |

Country of origin	: India
Power Source as recommended	: Not recommend
Power source used during the test	: New Holland 7500 tractor (Refer Annexure-III)

4.2 Constructional Details (Refer Fig.1) :



KEYWORDS:

- | | |
|----------------|---------------------------------|
| 1. Mainframe | 5. Primary reduction gear box |
| 2. Side plate | 6. Secondary reduction gear box |
| 3. Rotor shaft | 7. Skid |
| 4. Rotor blade | 8. Hitch pyramid |

Fig.1: SCHEMATIC VIEW OF LANDFORCE (DLRT-8) ROTAVATOR

4.2.1 Main Frame :

Constructional Details: It consisted of a square M.S. pipe of size 2270 x 50.1 x 50.1 mm welded with two size of cross member (plate) of size 480 x 105 x 5.0 mm and 480 x 105 x 5.0 in RHS and LHS respectively. One MS sheet was welded over the rotor unit on the frame (top cover) of size 2270 x 450 (curved) and 5.0 mm thick. One end of the M.S. hollow pipe of size 880 x 76.3 mm Φ was fitted to the LHS plate. In the RHS of primary reduction gear box one more M.S. hollow pipe of size 1010 x 76.3 mm Φ was welded up to the RHS side plate.

Material : MS sheet, MS flat & MS pipe

Dimensions of frame(mm) : 2280 x 480

4.2.2 Side plates

Number(s) : Two

Material : MS plate

Dimensions (mm)

LHS : 615 x 480 x 8.2

RHS : 580 x 480 x 8.2

8. EASE OF OPERATION & ADJUSTMENTS

No noticeable difficulty was observed during the operation and adjustment of Rotavator.

9. DEFECTS, BREAKDOWNS AND REPAIRS

No breakdown was occurred during 40.5 h of field test of the Rotavator.


10. SUMMARY OF OBSERVATIONS, COMMENTS AND RECOMMENDATIONS

- 10.1 The dimensions of the three point linkage (hitch pyramid) of the rotavator do not conform to Ct. I & Cat. II to IS: 4468-2012. This should be looked into for corrective action for standardization.
- 10.2 Dimensions of PIC and PIC yoke bore of implement do not conform to IS: 4931-1995 and therefore, it should be looked into for corrective action.
- 10.3 Chemical composition of rotor blades does not conform to IS: 6690-2002. The percentage of carbon and manganese content in composition of rotavator blade material was recorded as 0.291 and 1.281% respectively. The carbon content was on lower side and manganese content was on higher side when compared with the relevant Indian Standard. Moreover, the hardness of rotor blades also does not conform to relevant Indian Standard. It is therefore, recommended that the material of rotavator blade should be improved and provided as per requirement of Indian Standard.
- 10.4 The rate of work was recorded 0.509 to 0.629 ha/h at forward speed of 3.28 to 3.30 kmph in dry land operation.
- 10.5 The depth of operation in dry land operation was recorded as 8 to 9 cm with soil moisture content of 18 to 24% in medium soil and considered on lower side. The depth of puddled was recorder as 16 to 22 cm which is considered as normal for wetland operation.
- 10.6 The hourly rate of wear of blade on mass basis in dry land & wetland operations were recorded as 0.29 to 0.60 and 0.11 to 0.13% respectively. The average wear of blade is considered as on higher side.
- 10.7 The hourly rate of wear of blade on dimensional basis in dry land & wetland operations were recorded as 0.04 to 0.99 % and 0.10 to 0.50% respectively. The average wear of blade is considered as on higher side.
- 10.8 Size of implement and power requirement should also be indicated on the labeling plate.
- 10.9 Labeling plate is not provided with the implement. Hence, labeling plate along with the specifications such as size of the implement, operating speed, make & model, serial number, year of manufacture and power requirement should be provided, during the commercial production of implement.

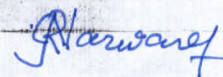
10.10 Technical literature:

Only one page of leaflet is provided with the implement. Hence, it is recommended to provide Owner's manual/Operator's manual and Parts list with the implement to refer by the operator and field personnel.

Also, it is recommended to bring out the manuals in Hindi and other vernacular languages as per IS: 8132-1999.

TESTING AUTHORITY


S. G. PAWAR
AGRICULTURAL ENGINEER



J. J. R. NARWARE
DIRECTOR

Test conducted and report compiled by :

Anshul Pandey, STA (Inst.)

11. APPLICANT'S COMMENTS

Para No.	Our reference	Applicant's Comments
11.1	10.1	In respect of Three Point Linkages, modifications have done as per CAT-2 requirement of IS: 4468-2012, All dimensions stated in Point No. 4.3 of this Report, are taken care of.
11.2	10.2	All points/observations as per Point No. 4.2.8 of this report, has been changed in the product.
11.3	10.3	The rotor blades as per IS: 6690-2002 will be used. New procurement of blades is in process. All points related to blades will be adhered.
11.4	10.8	New labeling plate has been designed as per recommendations.
11.5	10.10	All technical literatures will be re-published in English & Hindi as per requirements of IS 8132:1999.