

REFERENCE COPY

व्यावसायिक परीक्षण रिपोर्ट
COMMERCIAL TEST REPORT

No. 28

संख्या / No. : Imp. 83/123
माह / Month : March, 2011



OM CONO WEEDER



सत्यमेव जयते

भारत सरकार
GOVT OF INDIA

कृषि मन्त्रालय

MINISTRY OF AGRICULTURE

कृषि एवं सहकारिता विभाग

DEPARTMENT OF AGRICULTURE AND COOPERATION

उत्तर पूर्वी क्षेत्र कृषि यंत्र प्रशिक्षण एवं परीक्षण संस्थान

NORTH EASTERN REGION FARM MACHINERY TRAINING & TESTING INSTITUTE

विश्वनाथ चारिआलि, जिला-शोणितपुर (असम)

BISWANATH CHARIALI :: SONITPUR :: ASSAM, PIN - 784 176

Website: www.dacnet.nic.in/NERFMTTI

Ph. No. 03715-222094

Fax No: 03715-222374

E-Mail: fmti-ner@nic.in

Imp. 83/123	OM CONO WEEDER - [Initial Commercial Test]	1
-------------	--	---

1 SCOPE OF TEST

The scope of test was to check and assess the following: -

1.1 LABORATORY TEST:

- Checking of specifications
- Wear analysis of critical components

1.2 FIELD TEST:

- Rate of work.
- Quality of work
- Labour requirement
- Ease of operation, maintenance and adjustments
- Defects, Breakdowns & Repairs

2 METHOD OF SELECTION

The implement was directly submitted by the applicant at this Institute, Hence method of selection is not known.

3 TEST PROCEDURES

There is no test code available for cono weeder as such. The guidelines, therefore, has been taken from the following Standard/Code -

- i) IS 1976:1976: Specification for rotary paddy weeder, manually-operated.
- ii) IS 7927:1975: Method of field testing for manually-operated paddy weeder.

4 SPECIFICATIONS

4.1 General:

Manufacturer	:	Shree Vyankateshwara Industries, Plot No. 94, Chikhli Industrial Area, Near Fire Brigade Office, Kalamana Market Road, Nagpur-440 035 (MS)
Name of machine	:	Cono weeder
Type	:	Double-row
Make	:	OM
Model	:	N.A.
Serial number	:	N.A.
Year of manufacture	:	N.A.
Utility	:	intercultivation operation in row crops
Source of power	:	Manual

Imp. 83/123	OM CONO WEEDER - Initial Commercial Test	10
-------------	--	----




9. BREAKDOWNS AND REPAIRS

Welding joint on frame, for mounting front weeding roll, broke out after completion of 6.97 hours, 13.20 hours, and 24.36 hours of operations. The same was re-welded to carry out the further testing operations.

10. COMMENTS AND RECOMMENDATIONS

- 1 Material for tines and float does not meet the requirement of IS 1976:1976. Hence it should be looked into for corrective action.
- 2 The thickness of MS sheet used for float does not conform to the requirement of the IS. It should be looked into for corrective action.
- 3 Bearings should be provided as per the requirements given in IS 1976:1976.
- 4 Welding joints on the weeder at few places is not satisfactory at all. This should be looked into for corrective measures.
- 5 It is recommended that the weeder should be marked with details like manufacturer's name and trade-mark, serial number/code, etc. Size of the weeder should also be declared by the manufacturer.
- 6 The manufacturer has not developed the operator's manual, part's catalogue and service manual, etc. Hence the same should be provided containing performance, special features, drawing and dimension of the weeder in English, Hindi and other regional languages.

TESTING AUTHORITY

H. L. YADAV (AGRICULTURAL ENGINEER)	
P. K. PANDEY (SENIOR TEST ENGINEER)	
M.K.VISHWAKARMA (DIRECTOR)	

NORTH EASTERN REGION FARM MACHINERY TRAINING & TESTING INSTITUTE,
PO : BISWANATH CHARALI ,DISTRICT: SONITPUR (ASSAM) -784 176

11. APPLICANT'S COMMENTS

One copy of the draft report was made available to the applicant. No comments, however, was received.